

# PhyzJob: Ray Tracing part 4 Images in a Diverging Lens



INSTRUCTIONS: Determine the location and size of the image by means of a ray diagram. Use *any* two principal rays to locate the image. Draw the image and indicate whether it is erect or inverted, enlarged or reduced, real or virtual (consult the phyzguide for clarification).

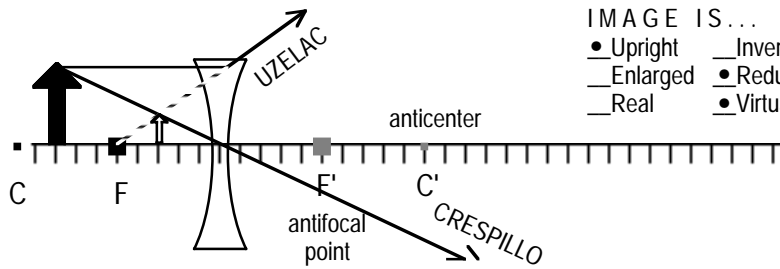


IMAGE IS ...  
 Upright     Inverted  
 Enlarged     Reduced  
 Real     Virtual

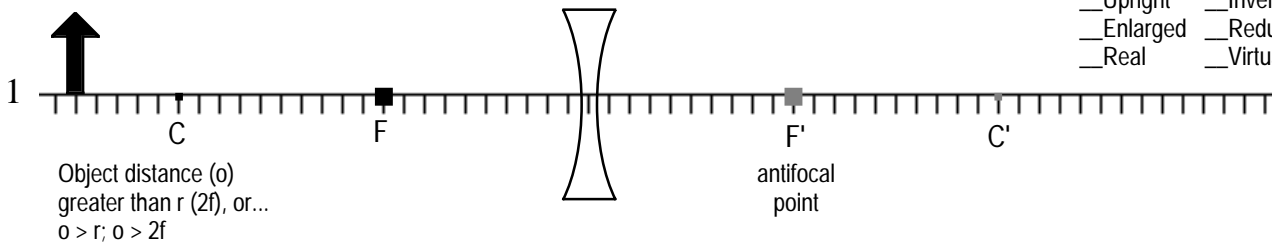


IMAGE IS ...  
 Upright     Inverted  
 Enlarged     Reduced  
 Real     Virtual

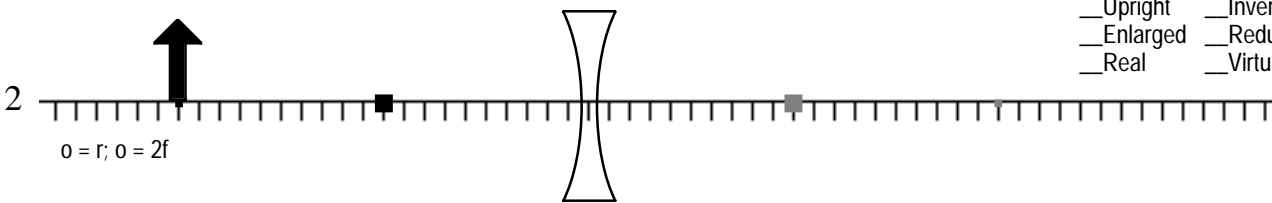


IMAGE IS ...  
 Upright     Inverted  
 Enlarged     Reduced  
 Real     Virtual

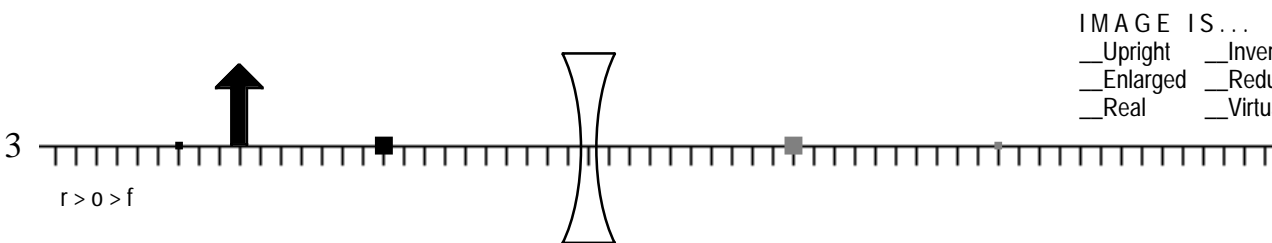


IMAGE IS ...  
 Upright     Inverted  
 Enlarged     Reduced  
 Real     Virtual

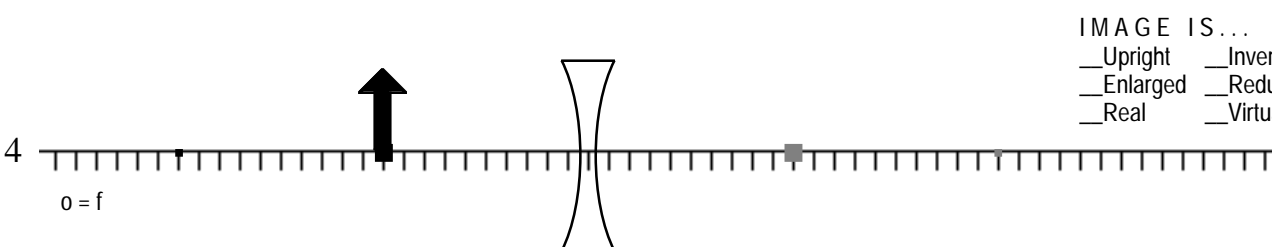


IMAGE IS ...  
 Upright     Inverted  
 Enlarged     Reduced  
 Real     Virtual

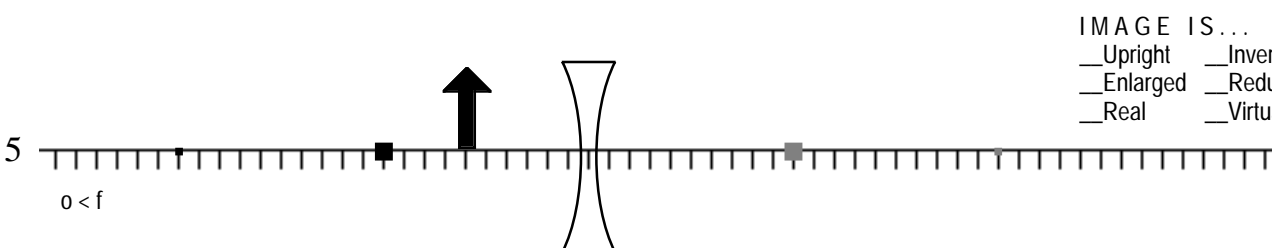


IMAGE IS ...  
 Upright     Inverted  
 Enlarged     Reduced  
 Real     Virtual